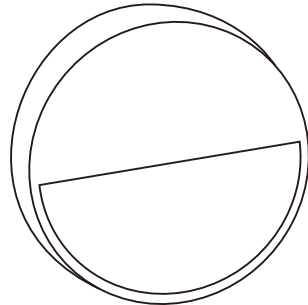


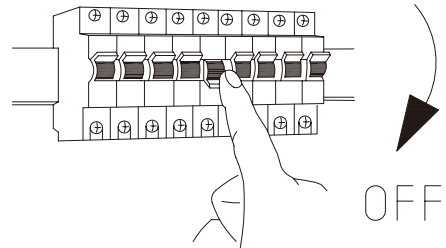
Item Name: MUSAN RD

ATTENTION:

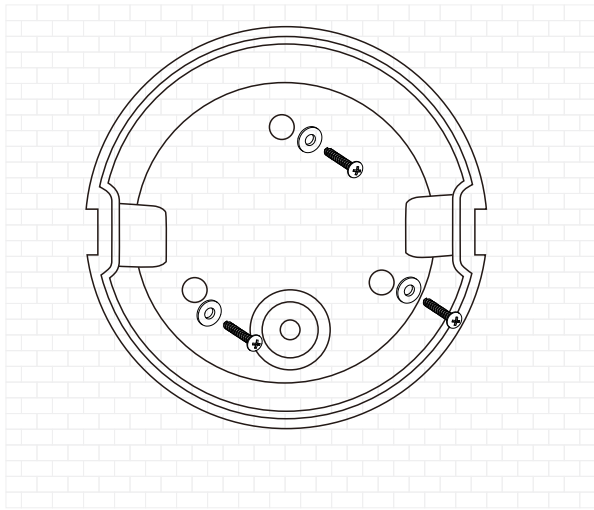
DO NOT WIRE
FIXTURE DIRECTLY
TO 240V MAINS.



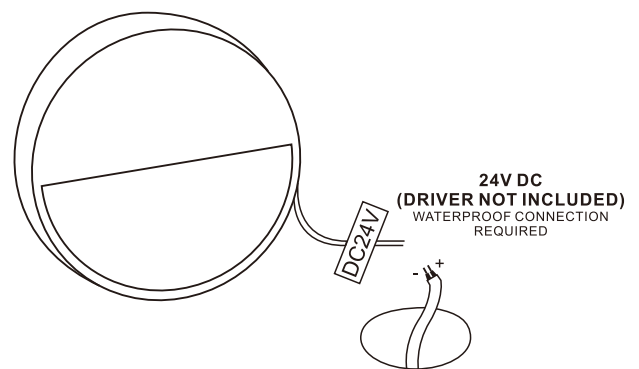
01 Turn mains power OFF.



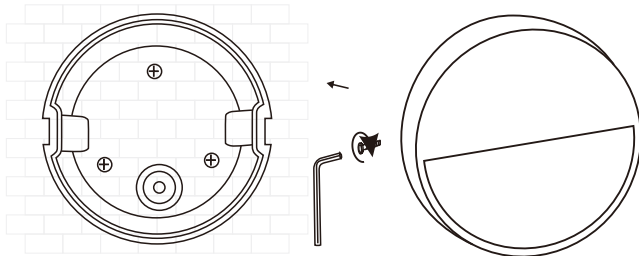
02 Remove screws from fitting.



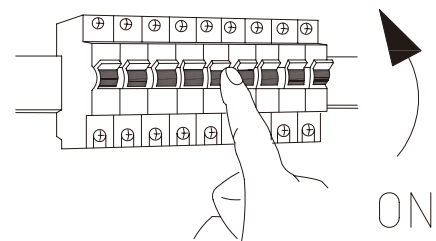
03 Connect the fitting wire to a driver.



04 Secure the fitting with provided align key.



05 Turn mains power ON.



IP65  
Telbix.

24V ~ 50Hz LED
3W 3000K Non-DIM

IMPORTANT

Must be installed by a
qualified electrical
contractor.
Install in accordance
with AS/NZS3000.