

Crystal Light

Installation Instruction

Cautions:

- 1.Can not use the electric generator to test the LED lamp.
- 2.Please abide by related country, regional and local law and regulations when install this fixture.
- 3.Please turn off the power before installation or maintenance.
- 4.Proper earth grounding is required to ensure safety.

Notice:

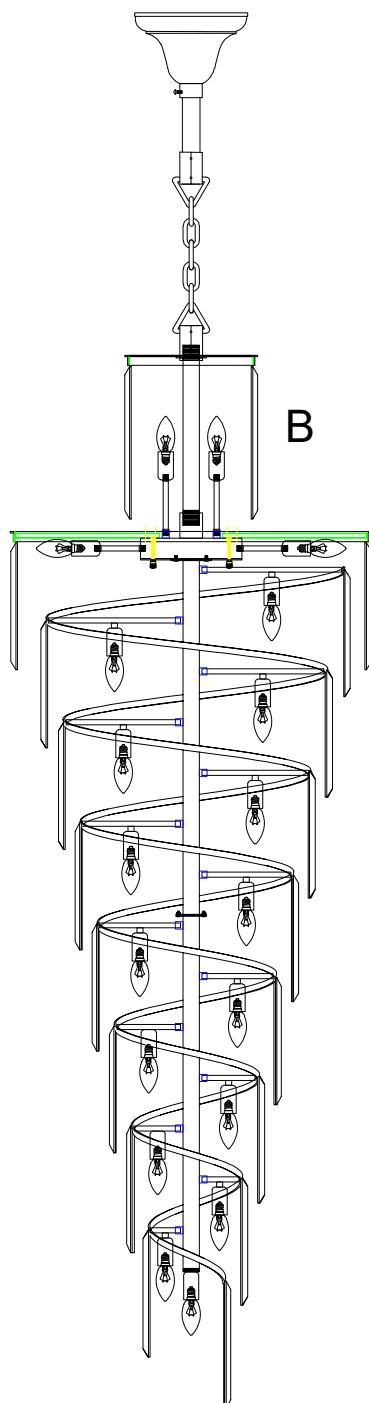
- 1.To avoid possibility of electrical shock or fire, the installation personnel must have professional electric knowledge.
- 2.Please wear gloves to avoid injury before installation.
- 3.If any smoke or spark of the wire happened, please turn off the power immediately and notify relevant personnel.


Attention:

- 1.Please check if there is any damage during shipping. If so, please contact manufacturer timely.
- 2.Please read the installation instruction carefully to check whether all the accessories are complete. After confirmation, then install the fixture according to installation steps.


Installation Steps:

Model:5510227-Ø700*H2000mm L35



A: 

355PCS

B: 

32PCS